

# KINEMATIC VISCOSITY OF FOUR-STROKE ENGINE OILS

Vojtěch Kumbír, Petr Dostřil, Jiří Čupera, Artūras Sabaliauskas  
*Mendel University in Brno, Šiauliai University*

## Introduction

For satisfactory lubrication of the engine the oil should possess some functional properties of which viscosity of oil is one of the most important, as it brings out the oil capacity to lubricate [1]. That is why the first lubricant standard J300 that was developed by SAE in 1911 was Viscosity Classification of Motor Oils, and although this standard was revised and updated many times it is still used today worldwide for Motor Oil applications. Now oil viscosity is identified by its SAE (Society for Automotive Engineers) number. The thinner the oil is, the lower its number, e.g. SAE 10 W. The numerical relates to viscosity at particular temperature and the letter 'W' indicates the oil suitability for colder temperatures. With the viscosity index improver, the viscosity increases at higher temperature and does not decrease significantly at lower temperature, thus achieving optimum viscosity at lower and higher temperature. Such oils are called multigrade oils, for instance '20 W40' shows thinness at low temperature and thickness at higher temperature [2].

However, there is another service classification of oil apart from viscosity, developed by API (American Petroleum Institute), which indicates service characteristics. It is graded on a scale from SA (the lowest) to SJ (the highest), for gasoline engines it is graded on a scale from CA to CG [3]. Both the recommendations for viscosity and the service classification can be found on the label of the oil container.

The following general recommendations apply [4]: SAE viscosity grade motor oil: 5W–30; Temperature conditions: Below  $-18^{\circ}\text{C}$ ; Description: Provides excellent fuel economy and low temperature performance in most late-model engines. It is especially recommended for new car engines. SAE viscosity grade motor oil: 10W–30; Temperature conditions: Above  $-18^{\circ}\text{C}$ ; Description: Most frequently recommended motor oil viscosity grade for most automobile engines, including high-performance multivalve engines and turbo-charged engines. SAE viscosity grade motor oil: 10W–40; Temperature conditions: Above  $-18^{\circ}\text{C}$ ; Description: The first multigrade introduced. That is a good choice for controlling engine wear and preventing oil breakdown resulting from oxidation. SAE viscosity grade motor oil: 20W–50; Temperature conditions:

Above  $-7^{\circ}\text{C}$ ; Description: Provides maximum protection for high-performance, high-RPM racing engines. It is an excellent choice for high temperature and heavy loads such as driving in the desert or towing a trailer at high speeds for long periods of time. SAE viscosity grade motor oil: SAE 30 & SAE 40; Temperature conditions: Above  $5^{\circ}\text{C}$  & Above  $16^{\circ}\text{C}$ ; Description: For cars and light trucks, where recommended by manufacturers. Not recommended when cold-temperature starting is required.

Adding anything foreign to the oil can change its viscosity. Some types of after-market oil additives cause a quite high viscosity at operating temperature. While an additive might improve bearing wear, it can often cause poorer upper-end wear. Other changes to viscosity can result from contamination of the oil. Moisture and fuel can both cause the viscosity to increase or decrease, depending on the contaminant and how long it has been present in the oil. Antifreeze often increases oil viscosity. Exposure to excessive heat (leaving the oil in use for too long, engine overheating) can also increase viscosity [5].

There are several different methods for measuring oil viscosity. Besides traditional methods (such as capillary, falling ball, rotary etc.) – described in detail in [3], [6], or [7], there are new approaches described e.g. in [8] or [9].

Fluid temperature also grossly affects chemical stability and particularly the oxidation rate of the basic elements of oil. The primary accelerator of all oxidation reactions is temperature. Like any other reaction, the oxidation rate of hydrocarbons will approximately double for every 18 degrees Celsius increase in temperature. Below  $60^{\circ}\text{C}$ , the reaction is comparatively slow, but the life of oil is reduced by 50% for every 15 degrees Celsius temperature rise above  $60^{\circ}\text{C}$ , according to the Arrhenius equation for chemical reaction rates. Hence, for high-temperature applications, the oxidation stability of oil can have great significance [10].

**The aim** of this paper is to measure how the kinematic viscosity of a four-stroke engine oil changes with temperature. Such knowledge is critical for description of processes running in the combustion engines. Quantification of variations in oil viscosity during the engine cycle is useful for description of ring-pack friction and wear.

The influence of viscosity on ring/liner friction

stems from a trade-off between hydrodynamic and boundary effects – increased viscosity causes an increase in shear losses but a decrease in asperity contact, and vice versa. Because other factors, such as piston speed, are changing throughout the engine cycle, the “ideal” viscosity that provides the lowest friction is also changing [11].

Table 1. *Basic description of tested oils*

Assigned No.	Oil type	Mark/Manufacturer	Viscosity Class	Country of origin
1	Synthetic	Moto 4T Off Road / Repsol	10W-40	Spain
2	Synthetic	Motex 4T-X / Chevron	10W-40	Belgium
3	Synthetic	Silkolene Comp 4 / Fuchs	10W-40	UK
4	Synthetic	5100 Ester 4T / Motul	10W-40	France
5	Semi-synthetic	Power 1 GPS / Castrol	10W-40	EU
6	Semi-synthetic	DuraBlend 4T / Valvoline	10W-40	Netherlands

Prior to viscosity measurement, the oils were cooled to below zero temperatures. Since the oils are supposed to be Newtonian liquids [12], no pre-treatment or pre-shear was necessary. Although oils were assumed to be Newtonian, it is known that in the case of additives supplement, a side effect of such additives is to cause shear thinning – the oil viscosity becomes dependent on its shear rate, where high shear rates cause the oil viscosity to be reduced [11]. Obviously there are differences between new and used engine oil. All tested samples were new (unused) oils. Measuring of kinematic viscosity of used oils is described in [13].

#### *Viscosity measurement*

The procedure of sample preparation for viscosity measurements corresponded to a typical sampling procedure. The adequate volume (250 ml) of oil was put into the apparatus cuvette without previous heavy mixing or any other kind of preparation.

There are several methods to measure kinematic viscosity of fluid or semi fluid materials and different geometries may be utilized: concentric cylinders, cone and plate, and parallel plates. Presented data have been obtained from measurements performed with laboratory digital viscometer Anton Paar DV-3 P (Austria), which is designed to measure dynamic or kinematic viscosity ( $\eta$ ,  $\nu$ ), shear stress ( $\tau$ ), and shear rate ( $\dot{\gamma}$ ). The DV-3 P is a rotational viscometer, based on measuring the torque of a spindle rotating in the sample at a given speed. Shear stress is expressed in [ $\text{g}\cdot\text{cm}^{-1}\cdot\text{s}^{-2}$ ], shear rate in [ $\text{s}^{-1}$ ], kinematic viscosity in [ $\text{mm}^2\cdot\text{s}^{-1}$ ], and speed of spindle in revolutions per minute [rpm]. The experiments were performed with R3 spindle. Due to the parallel cylinder geometry shear stress,

## Material and methods

### *Engine oils*

Six different commercially available four-stroke motorcycle engine oils were used. Four oils were of synthetic type, two were of semi-synthetic type. The oil samples were purchased in local distribution network. The description of the oils is given in Table 1.

except other values, can be determined. Kinematic Viscosity is the ratio of absolute or dynamic viscosity to density – a quantity in which no force is involved. Kinematic viscosity can be obtained by dividing the absolute viscosity of a fluid by its mass density

$$\nu = \frac{\eta}{\rho}, \quad (1)$$

where  $\nu$  – kinematic viscosity,  $\eta$  – absolute or dynamic viscosity,  $\rho$  – density.

In the SI-system the theoretical unit is  $\text{m}^2\cdot\text{s}^{-1}$  or commonly used **Stoke (St)**. Schematic of the measuring geometry is shown in Fig. 1.

The viscosity data were obtained for temperature range  $-5^\circ\text{C}$  and  $+115^\circ\text{C}$ .

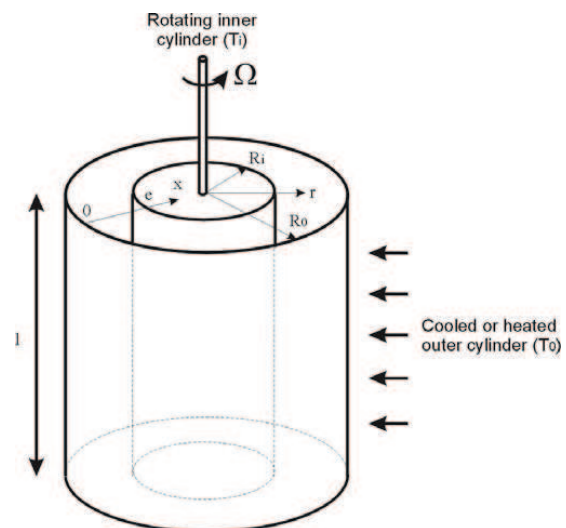


Fig. 1. Schematic of the measuring geometry

### *Mathematical models*

Mathematical models were constructed by using MATLAB® v. 7.1.0.246(R14) Service Pack 3 software, Curve fitting application (The MathWorks,

Inc., USA). The suitability of the fitted models was evaluated by the determination coefficient ( $R^2$ ) and the significance level ( $p < 0.05$ ).

**Results and discussion**

Kinematic viscosity as a function of temperature of 6 different synthetic and semi-synthetic oils was considered. Figure 2 shows the overview of experimental data of viscosity-temperature dependence. Fig. 3 shows the values of kinematic viscosity as a function of density and

temperature. It is obvious that density is not the ruling or determinative factor influencing viscosity. This effect can be explained by partially different chemical composition of individual oils. The viscosity of oil is highly temperature dependent and for either dynamic or kinematic viscosity to be meaningful, the **reference temperature** must be quoted. In ISO 8217 the reference temperature for a residual fluid is 100°C. For a distillate fluid the reference temperature is 40°C. Table 2 lists the values of kinematic viscosity at reference temperature of 40°C and oil density.

Table 2. *Kinematic viscosity at reference temperature of 40°C*

Oil No.	1	2	3	4	5	6
$\nu$ (mm <sup>2</sup> .s <sup>-1</sup> )	116	127	142	120	104	116
$\rho$ (kg.m <sup>-3</sup> )	830	834	852	839	840	860

Decrease in oil viscosity with increasing temperature was expected and corresponds with conclusions reported in literature [14; 15]. It is

obvious that dependence is far to be linear. The reason can be explained as an effect of chemical processes occurring in the oil.

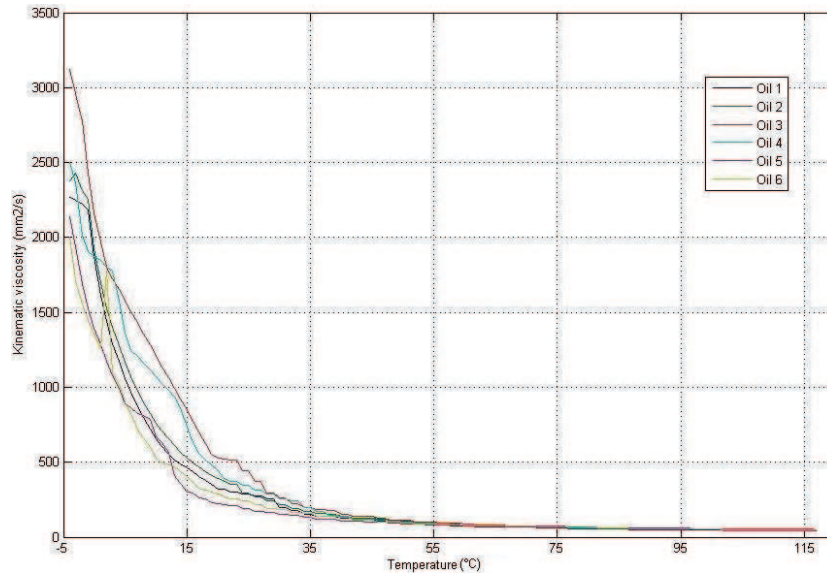


Fig. 2. Temperature dependent viscosity of 6 tested oils

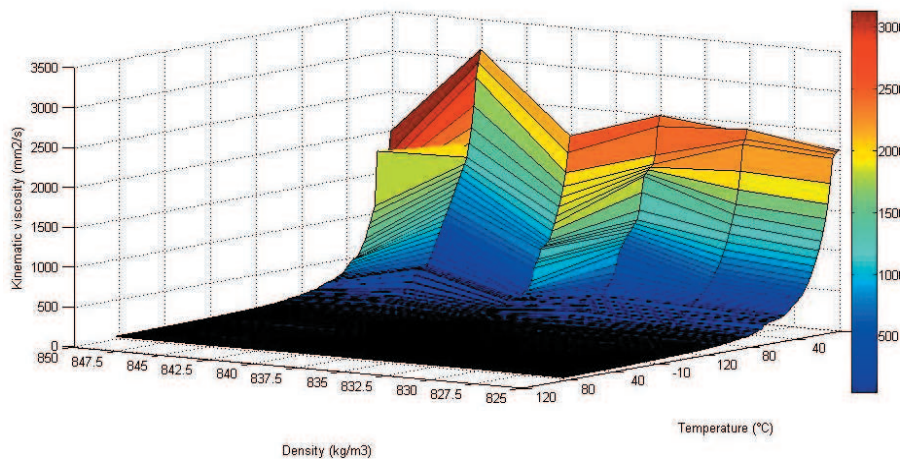


Fig. 3. Kinematic viscosity as a function of density and temperature

Influence of temperature on kinematic viscosity of oil can be modeled. Modeling provides a means of representing a certain quantity of rheological data in terms of a simple mathematical expression. Many forms of the equations are possible and one master model, suitable for all situations, does not exist [16]. The temperature–dependence of the viscosity can be modeled e.g. with the Vogel equation:

$$\nu = z \cdot e^{\left(\frac{T_1}{T_2+T}\right)}, \quad (2)$$

where  $\nu$  is the kinematic viscosity of the lubricant,  $z$  is an oil “thickness” parameter,  $T_1$  is an overall temperature–viscosity dependence parameter,  $T_2$  is a lower bound parameter related to the glass transition temperature of the lubricant,  $T$  is the lubricant temperature.

Increasing  $T_1$  increases the change in viscosity for a given temperature change, while increasing  $T_2$  has the opposite effect. For a small  $T_1$  or large  $T_2$ , the viscosity can become virtually independent of temperature [11]. Use of this approach yields in  $R^2 = 0.92 \pm 0.04$  of match between experimental and tested data.

The influence of temperature on the viscosity of Newtonian fluids (including engine oils) can be also expressed in terms of an Arrhenius type equation involving the absolute temperature ( $T$ ), the universal gas constant ( $R$ ), and the energy of activation for viscosity ( $E_a$ ):

$$\nu = f(T) = A \exp\left(\frac{E_a}{RT}\right). \quad (3)$$

$E_a$  and  $A$  are determined from experimental data. Higher  $E_a$  values indicate a more rapid change in viscosity with temperature. Considering an unknown viscosity ( $\nu$ ) at any temperature ( $T$ ) and a reference viscosity ( $\nu_r$ ) at a reference temperature ( $T_r$ ), the constant ( $A$ ) may be eliminated and the resulting equation written in a logarithmic form:

$$\ln\left(\frac{\nu}{\nu_r}\right) = \left(\frac{E_a}{R}\right) - \left(\frac{1}{T} - \frac{1}{T_r}\right). \quad (4)$$

Such or similar approach was used for description of temperature dependent viscosity of Newtonian fluids by many authors [17, 18, 19]. Use of this approach yields in  $R^2 = 0.96 \pm 0.08$  of match between experimental and tested data (for all tested oils).

Very good match between experimental and computed values can be obtained by using Gaussian or polynomial model. Satisfying result of  $R^2 = 0.993 \pm 0.007$  (for all tested oils) was achieved with polynomial fit of the 6<sup>th</sup> degree. Even better match with  $R^2 = 0.9993 \pm 0.003$  was gained in the case of Gaussian fit and following formula:

$$a_1 \cdot \exp(-(x - b_1)/c_1)^2) + \dots + a_4 \cdot \exp(-(x - b_4)/c_4)^2). \quad (5)$$

Example of polynomial and Gaussian fit for oil No. 3 is given in Fig. 4. Prediction bounds are also included.

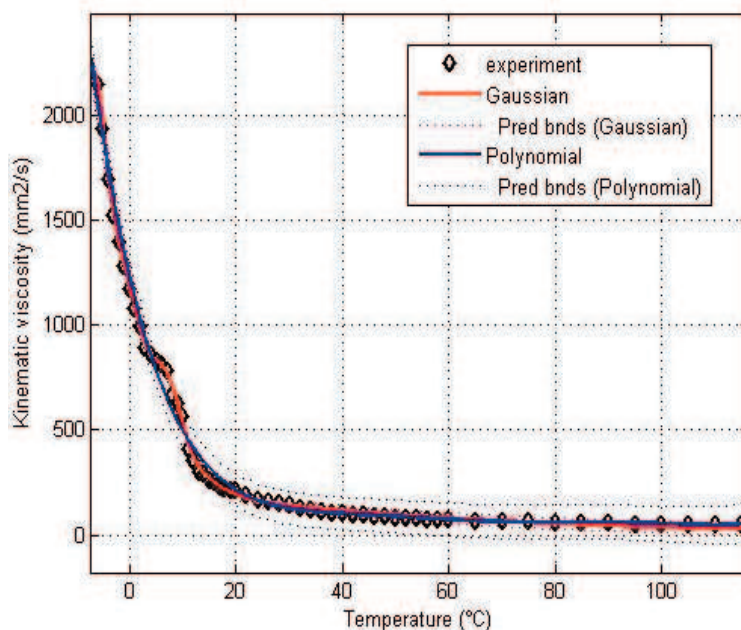


Fig. 4. Experimental data and mathematical models for oil No. 3

The similar mathematical relationships were used by many researchers [20; 21] to describe the temperature dependency of rheological parameters of different materials. Tendency of viscosity decrease with increasing temperature was analogical in above mentioned works and presented study.

It can be concluded that knowledge of viscosity behavior of an engine oil as a function of its temperature is of great importance, especially when considering running efficiency and performance of combustion engines. Viscosity influences the ability of oil to flow, which in turn influences the motivating force, or pressure, required to push the oil sufficiently to develop the necessary flow. The rate of oil flow is important to the life of an engine. Previously, engine oil viscosity was of interest only to provide good hydrodynamic lubrication of load-bearing surfaces and to assure adequate flow throughout the engine. With recent advancements in engine controls that use engine oil for precise timing, oil viscosity has become increasingly important [9]. Such advancements include cam phasing, active fuel management, and two-step valve actuation. These are all positive displacement devices that require an oil flow source to develop sufficient pressure which provides hydraulic actuation of components within an engine. Thus, their function can be sensitive to the viscosity characteristics of the oil.

## Conclusions

This study is primarily focused on quantification of how the viscosity of motor oil changes with temperature. Six different commercially distributed engine oils were used: Moto 4T Off Road / Repsol, Motex 4T-X / Chevron, Silkolene Comp 4 / Fuchs, 5100 Ester 4T / Motul, Power 1 GPS / Castrol, and DuraBlend 4T / Valvoline. The oils used are primarily intended for motorcycle engines and belong to the same viscosity grade (10W-40). The first four aforementioned oils were synthetic, the last two were semi-synthetic. The flow curves were not constructed since the fluid was (according to literature results and own measurements) considered to be Newtonian. Due to this fact, no special pretreatment, such as pre-shear, of specimens was necessary. Oils were cooled to below zero temperatures and under controlled temperature regulation, kinematic viscosity ( $\text{mm}^2 \cdot \text{s}^{-1}$ ) was measured in the range from  $-5^\circ\text{C}$  to  $+115^\circ\text{C}$ . In accordance with expected behavior, kinematic viscosity of all oils was decreasing with increasing temperature. Since the viscosity of oil is highly temperature dependent and for kinematic viscosity value to be meaningful, the reference temperature (in accordance with ISO 8217) of  $40^\circ\text{C}$  was chosen. Viscosity value at this reference temperature changed

from  $104$  to  $146 \text{ mm}^2 \cdot \text{s}^{-1}$ . Viscosity was found to be independent of oil density. Several mathematical models were used for modeling of oil temperature dependence. The following matches between experimental computed values were achieved:  $R^2 = 0.92$  for Vogel equation,  $R^2 = 0.96$  for Arrhenius equation,  $R^2 = 0.993$  for polynomial fit of the 6<sup>th</sup> degree, and  $R^2 = 0.9993$  for Gaussian equation. Description of viscosity behavior of an engine oil as a function of its temperature is of great importance, especially when considering running efficiency and performance of combustion engines. Proposed models can be used for description and prediction of rheological behavior of engine oils.

## Acknowledgements

The work has been supported by research and development projects IP 22/2012 "Monitoring otėrovų čistic a chemickų prvkų v olejích používanų v zemėdėlskė technice" and TP 2/2012 "Implementace komunikačnıho protokolu SAE J1939 v zemėdėlskėm traktoru", both financed by IGA AF MENDELU.

## References

1. Stewart R. M., 1977, The Relationship Between Oil Viscosity and Engine Performance—A Literature Search. *The Joint SAE-ASTM Symposium on the Relationship of Engine Oil Viscosity to Engine Performance*, Detroit, February 28–March 4, P. 5–24.
2. Leugner L., 2005, *The Practical Handbook of Machinery Lubrication*. Maintenance Technology International, p. 180.
3. Spearot J. A., 1989, High-Temperature, High-Shear (HTHS) Oil Viscosity Measurement and Relationship to Engine Operation. *ASTM Publication, Philadelphia*.
4. Thibault R., 2001, How To Read an Oil Can. *Machinery Lubrication*. 1, P. 3–6.
5. Khonsari M. M., 2007, Low Temperature and Viscosity Limits. *Machinery Lubrication*. 2, P. 26–31.
6. Dowson D., 2000: *Thinning films and tribological interfaces*. Elsevier, 856p.
7. Troyer D., 2002, Understanding Absolute and Kinematic Viscosity. *Practicing Oil Analysis Magazine*. No 1, P. 15–19.
8. ASTM Standard, 2005, Standard Test Method for Low Temperature, Low Shear Rate, Viscosity/Temperature Dependence of Lubricating Oils Using a Temperature-Scanning Technique, ASTM International, West Conshohocken, PA, 2005, DOI: 10.1520/D5133-05, www.astm.org.
9. Albertson W. C., Staley D. R., Mc Donald M. M., Pryor B. K., 2008, Engine oil viscosity diagnostic system and methods, United States Patent 20080223114.

10. Fitch E. C., 2002, Temperature Stability. *Machinery Lubrication Magazine*. 3, P. 35–39.
11. Takata R. and Wong V. W., 2006, Effects of lubricant viscosity on ring/liner friction in advanced reciprocating engine systems. *Proceedings of ICEF06 ASME Internal Combustion Engine Division 2006 Fall Technical Conference November 5–8, 2006*, Sacramento, California, USA, P. 1526–1535.
12. Noria company, 2008, *Lubrication and Oil Analysis Dictionary*, <<http://www.noria.com/dictionary/>>.
13. Maggi C. P., 2006, Advantages of Kinematic Viscosity Measurement in Used Oil Analysis. *Practicing Oil Analysis Magazine*. 5, P. 38–52.
14. Guo B., Lyons W. and Ghaleb A., 2007, *Petroleum production engineering*. Elsevier Science and Technology Books.
15. Mann D., 2007, *Motor Oils and Engine Lubrication*. Motor Oil Engineers, L.L.C., Detroit.
16. Steffe J. F., 1996, *Rheological Methods in Food Process Engineering, second edition*. Freeman Press, East Lansing, MI, USA.
17. Friso D. and Bolcato F., 2004, Rheological properties of some newtonian food liquids. *Rivista di Ingegneria Agraria*. 2, P. 75–80.
18. Hlavíček P., 2007, The rheologic properties of dark beer. *Proceedings of Research and Teaching of Physics in the Context of University Education*, Nitra, 5–6.6.2007, P. 169–175.
19. Severa L. and Los J., 2008, On the influence of temperature on dynamic viscosity of dark beer. *Acta Universitatis Agriculturae et Silviculturae Mendelianae Brunensis*. 2, P. 303–307.
20. Marcotte M., Taherian A. R., Trigui M., Ramaswamy H. S., 2001, Evaluation of rheological properties of selected salt enriched food hydrocolloids. *Journal of Food Engineering*. 48, P. 157–167.
21. Tavares D. T., Alcantara M. R., Tadini C. C., Telis-Romero J., 2007, Rheological Properties of Frozen Concentrated Orange Juice (FCOJ) as a Function of Concentration and Subzero Temperatures. *International Journal of Food Properties*. 10 (4), P. 829–839.

## KINEMATIC VISCOSITY OF FOUR-STROKE ENGINE OILS

*Vojtěch Kumbír, Petr Dostřil, Jiří Čupera, Artūras Sabaliauskas*

### Summary

Six different commercially distributed four-stroke motorcycle engine oils of 10W–40 viscosity class were evaluated. Two of the oils were of semi-synthetic type, four of synthetic type. All oils were assumed to be Newtonian fluids, thus flow curves were not determined. Oils were cooled to below zero temperatures and under controlled temperature regulation kinematic viscosity ( $\text{mm}^2 \cdot \text{s}^{-1}$ ) was measured in the range of  $-5^\circ\text{C}$  and  $+115^\circ\text{C}$ . Anton Paar digital viscometer with concentric cylinders geometry was used. In accordance with expected behavior, kinematic viscosity of all oils was decreasing with increasing temperature. Viscosity was found to be independent of oil density. Temperature dependence was modeled using several mathematical models: Vogel equation, Arrhenius equation, polynomial, and Gaussian equation. The best match between experimental and computed data was obtained for Gaussian equation ( $R^2 = 0.9993$ ). Knowledge of viscosity behavior of an engine oil as a function of its temperature is of great importance, especially when considering running efficiency and performance of combustion engines.

**Keywords:** engine oil, kinematic viscosity, mathematical modeling.

## KETURTAKČIŲ VARIKLIŲ ALYVOS KINEMATINĖ KLAMPA

*Vojtěch Kumbír, Petr Dostřil, Jiří Čupera, Artūras Sabaliauskas*

### Santrauka

Tirtos šešios 10W-40 klampumo klasės alyvos, skirtos keturtakčiams vidaus degimo varikliams. Buvo laikomasi nuostatos, kad visos alyvos yra Niutono skysčiai, o jų srauto kreivės nenustatytos. Alyvos atšaldytos iki nulinės temperatūros, po to, keičiant temperatūrą nuo  $-5^\circ\text{C}$  iki  $+115^\circ\text{C}$ , buvo matuojama kinetinė klampa. Matavimai atlikti Anton Paar koncentrinio cilindro geometrijos viskozimetru. Kaip ir buvo tikėtasi, visų alyvų kinetinė klampa, kylant temperatūrai, mažėjo. Nustatyta, kad klampa nepriklauso nuo alyvos tankio. Temperatūrinė priklausomybė modeliuota pagal keletą matematinių modelių – Fogelio lygtį, Arenijaus lygtį, polinomus ir Gauso lygtį. Geriausias eksperimentinių rezultatų ir matematinio modeliavimo sutapimas gautas Gauso metodu ( $R^2 = 0,9993$ ). Klampos elgseną, priklausomai nuo temperatūros, būtina žinoti tiriant vidaus degimo variklių darbo efektyvumą.

**Prasminiai žodžiai:** variklių alyva, kinematinė klampa, matematinis modeliavimas.

Įteikta 2012-05-16