

The effect of the stable environment and age on the semen production in the Czech Fleckvieh bulls

MICHAELA PALDUSOVA¹, TOMAS KOPEC², GUSTAV CHLADEK¹, MARTIN HOSEK¹,
LADISLAV MACHAL¹, DANIEL FALTA¹

¹Department of animal breeding
Mendel University in Brno
Zemedelska 1, 613 00 Brno
CZECH REPUBLIC

²Czech Fleckvieh Breeders Association
U Topíren 2, 170 41 Praha 7
CZECH REPUBLIC

michaela.paldusova@mendelu.cz

Abstract: The objective of this study is to evaluate the effect of stable environment and age on semen production in the Czech Fleckvieh bulls. During the period from March 2014 to August 2014, semen samples (n = 232) were collected using an artificial vagina. Immediately after collection, laboratory examinations were made for all samples, which included finding out ejaculate volume, sperm concentration and total sperm count. Ejaculate volume was measured using the graduated tube and sperm concentration was determined using a spectrophotometer. Total sperm count was calculated by multiplying ejaculate volume by sperm concentration. For statistic evaluation of the effect of stable environment, the average values of THI₁ (temperature-humidity index from the one day before semen collection) were used and the bulls were divided into the groups according to the age. Monitored characteristics were expressed in weighted average and standard error. The effect of the stable environment and age on bovine semen production was tested by the general linear model (PROC GLM) in SAS 9.1. Based on the results we can conclude that age had the significant influence (P < 0.05) on all monitored parameters. In case of THI₁, no statistically significant differences among determined classes were found (P > 0.05).

Key-Words: age, bovine semen, Czech Fleckvieh bulls, semen production, stable environment

Introduction

Artificial insemination (AI) is one of the most powerful and the most valuable biotechnology methods that allows to dairy cattle breeders to use of quality proven AI sires and thus to improve genetic potential and increasing profitability of their herds.

For the last sixty years, AI has become one of the most important tools in Czech cattle breeding programs. At present in the Czech Republic, more than 98% [1] of breeding stock of Czech Fleckvieh dairy cows is artificially inseminated. It is clear that the need of knowledge of factors affecting the sperm production and quality of bovine semen is of considerable with regard to reproductive efficiency.

Photoperiod, temperature, relative humidity, nutrition, diseases and some other factors can affect welfare of farmed animals. Cattle production can be affected by heat stress, when under high ambient temperature and relative humidity of stable air, internal thermoregulatory mechanisms are unable to increase body heat loss and body temperature

increases above physiological limits [2]. In case of AI sires, heat stress can cause a decrease of quantitative and qualitative parameters of their ejaculates [3]. The size of heat stress, can be defined as a sum of external factors on the animal that act to displace body temperature from set point, is caused by the combined effects of temperature, humidity, solar radiation and wind speed [4]. A variety of indices were used to estimate the degree of heat stress affecting cattle. The temperature-humidity index (THI), uses temperature and relative humidity of stable air to estimate the size of heat stress [5].

The present study was conducted to determine the effect of stable environment and age on the semen production of a selected population of the Czech Fleckvieh bulls kept in AI center.

Material and Methods

Characterization of location

The project was realized in AI center of Chovatelské družstvo Impuls, družstvo at Vysočina region (GPS:

49°28'25.137"N, 16°4'3.303"E and 558 m above sea level). This region is characterized by mild climate throughout the all year. Average daily temperature in stable was 14.9°C with a minimum of 3.8°C and a maximum of 23.6°C and average relative humidity was 65.9 % (43.1 – 94.5%), during the experimental period.

Animals and treatment

The study was carried out on a biological material consisting of semen samples from the 18 Czech Fleckvieh AI bulls, aged between 1.5 and 8.5 years, as Table 1 shown. Bulls were kept intensively and were fed ad libitum of hay and 3 kg of a 14% protein concentrate diet per bull per day. Water was available ad libitum too.

Tab. 1 Division of bulls according to their age

Class of age	n	Age of bulls
1	8	< 2 years
2	4	2 – 5 years
3	6	> 5 years
Total 18		

Semen samples and analyses

In total, the 232 semen samples were collected in period from the 1st March, 2014 till the 31st August, 2014. A standard bovine artificial vagina at a temperature of 42°C was used to collect the semen from all bulls. The bulls were paraded around a teaser bull to increase the libido prior to semen collection [6].

Immediately after collection, macroscopic and microscopic examinations were made for all samples, which included finding out ejaculate volume, concentration of sperm and total sperm count. The ejaculate volume was read directly from the tube after semen removal from the artificial vagina. Concentration was established through spectofotometric method, using a spectofotometer calibrated for bull semen. Total sperm count was calculated by multiplying ejaculate volume by sperm concentration.

Data of stable environment

The effect of stable environment was analyzed by using THI₁ (temperature-humidity index one day before collection) which was counted based on data of temperature and relative humidity of stable air. Data of temperature and relative humidity were measured by HOBO data logger at 30 minutes

intervals. THI₁ was determined using the following equation [7]:

$$THI_1 = \frac{(0.8 \times t_{ab} + ((t_{ab} - 14.4) \times RH))}{100} + 46.4$$

Where:

- t_{ab} is temperature of stable air (°C)
- and RH is relative humidity (%).

For statistic evaluation of the effect of stable environment, the average values of THI₁ from the one day before semen collection were used and divided, as indicated in Table 2.

Tab. 2 Division of observation according to THI₁

Class of THI ₁	n	Range of THI ₁
1	17	< 50
2	59	50.1 – 55
3	57	55.1 – 60
4	40	60.1 – 65
5	59	> 65.1
Total 232		

Statistical analyses

Statistical analyses of the data were done using the general linear model (GLM) procedure of the Statistical Analysis System [8]. The least square means (LSM) option of general linear model (GLM) was used for analysing of effect of age and THI₁ for each trait separately, as follows:

$$y_{ij} = age_i + thi_j + e_{ij}$$

Where:

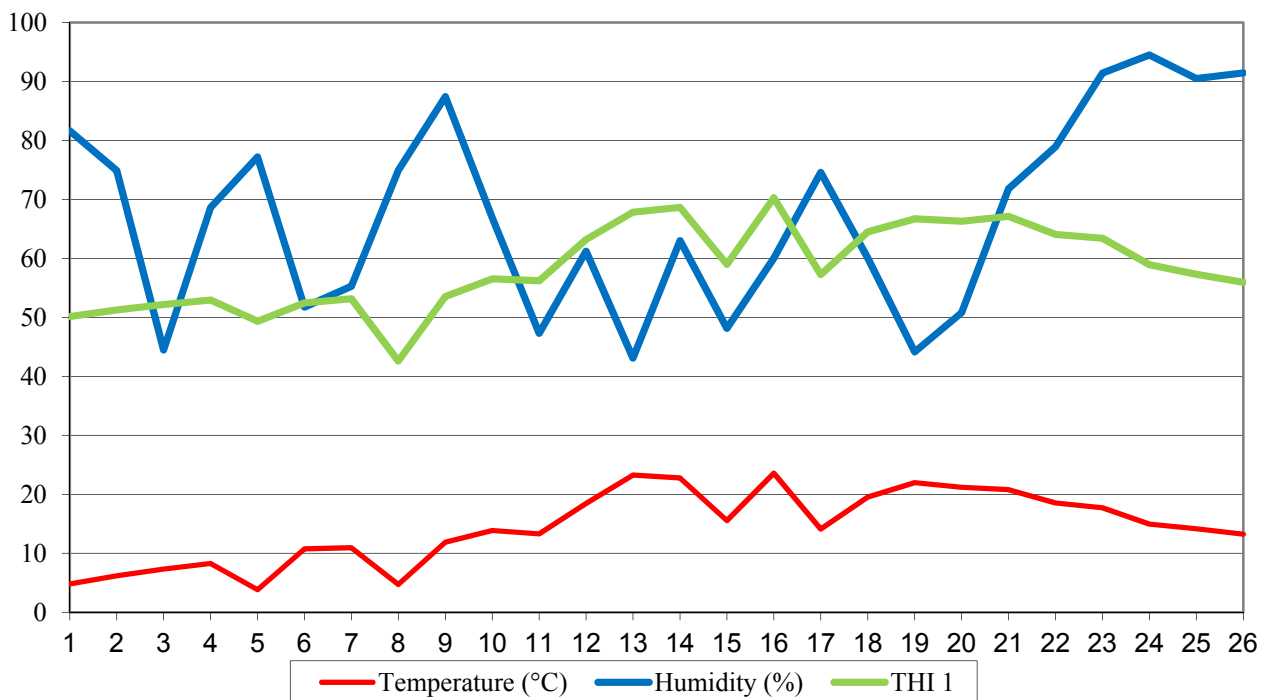
- y is observations of ejaculate volume, sperm concentration and total sperm count;
- age is fixed effect of i^{th} group of age of bulls ($i = 1 - 3$);
- thi is fixed effect of j^{th} group of THI₁ index ($j = 1 - 5$);
- and e was residual error.

Results and Discussion

Analysis of temperature, humidity and THI₁

In the course of observation period, the trend of temperature and relative humidity responded the typical climate of Vysočina region, when extreme values were not found, as indicated in Figure 1. The same trend was observed in the case of THI₁.

Fig. 1 Trend of temperature, relative humidity and THI₁ during the observation period



Effect of age on the bovine semen production

The results recorded indicated that age had a statistically significant influence ($P < 0.05$) on all monitored characteristics.

The values of ejaculate volume ranged from 7.26 ± 0.25 to 11.91 ± 0.24 ml with an overall average of around 9.67 ± 0.21 ml. Figure 2 illustrates that the highest ejaculate volume was obtained from the class of age 3 (> 5 years) and the smallest values was found in class of age 2 (2 – 5 years). Class of age 3 had a significantly higher ejaculate volume than class of age 1 (< 2 years) and class of age 2 ($P < 0.01$). Mathevon *et al.* [9] reported that the the volume of the ejaculate improves with an increase in the age of bulls. The same trend was recorded in our study (Figure 2).

In case of sperm concentration, values were moving in variation ranging from 1055.70 ± 31.22

$\times 10^6$ to $1244.42 \pm 56.64 \times 10^6$ with an overall average of around $1101.04 \pm 22.21 \times 10^6$ spermatozoa/ml of ejaculate. Statistically significant difference ($P < 0.05$) was found between class of age 2 and the class of age 1, and highly statistically significant difference ($P < 0.01$) was proved between class of age 2 and the class of age 3, as indicated in Table 3.

In terms of total sperm count, values of monitored groups were very balanced ($8649.53 \pm 404.54 \times 10^6$ and $8699.79 \pm 502.39 \times 10^6$) except the class of oldest bulls ($12427.05 \pm 427.65 \times 10^6$) with an overall average value of around $10464.02 \pm 292.10 \times 10^6$ spermatozoa per ml of ejaculate. In case of this class, a highly statistically significant difference ($P < 0.01$), between it and the remaining classes, was found.

Tab. 3 Effect of age on semen production

Efekt	n	Ejaculate volume (ml)		Sperm concentration ($\times 10^6$ spermatozoa/ml)		Total sperm count ($\times 10^6$ spermatozoa/ml)		
		Mean	Std.	Mean	Std.	Mean	Std.	
Age	1	88	7.76 ^A	2.31	1104.45 ^{a,A}	343.28	8649.53 ^A	3794.88
	2	33	7.26 ^A	2.24	1244.42 ^{b,A}	325.39	8699.79 ^A	2886.04
	3	111	11.91 ^{A,B}	2.57	1055.70 ^B	328.89	12427.05 ^{A,B}	4505.60

A, B – between values with different letters in a column were proved statistical highly significant differences ($P < 0.01$)
a, b – between values with different letters in a column were proved statistical evidential differences ($P < 0.05$)

Our results are confirmed by Fuerst - Waltl *et al.* [10] who analyzed effect of age and environmental factors on semen production too and state, that total number of sperm per ejaculate followed those for ejaculate volume. This trend was also observed in our study (Table 3) and was probably due to the size of the bull's testicles, which continue to grow up to five years of age [11].

Fig. 2 Effect of age on ejaculate volume (ml)

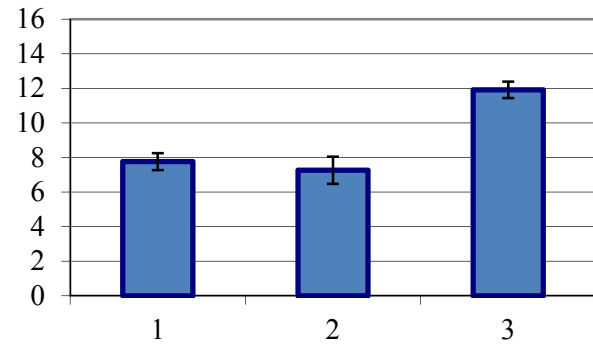


Fig. 3 Effect of age on concentration ($\times 10^6$)

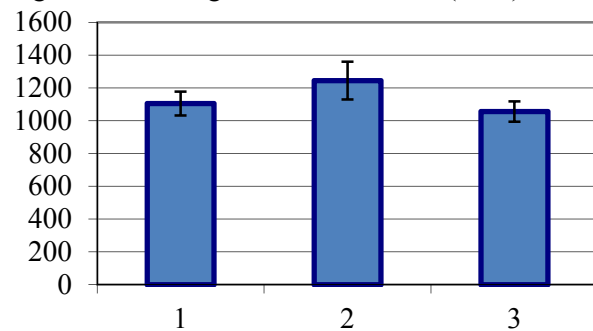
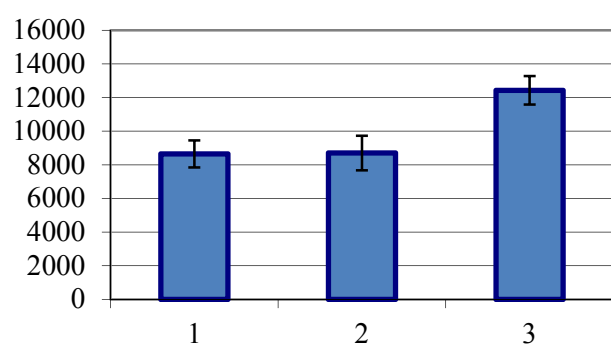


Fig. 4 Effect of age on total sperm count ($\times 10^6$)



Effect of THI₁ on the bovine semen production

Salah *et al.* [12] reported in their study, that association among the temperature-humidity index (THI) and sperm concentration and total sperm count, was negative and significant ($P < 0.01$) where it was non-significant with ejaculates volume. As our results indicate, in case of effect of THI₁ on ejaculate volume, sperm concentration and total sperm count, the measured values were very

balanced (Figure 5, 6, 7) and the differences recorded among them statistically insignificant (Table 4). This fact could be caused by the small variation in range of monitored climate parameters.

Fig. 5 Effect of THI₁ on ejaculate volume (ml)

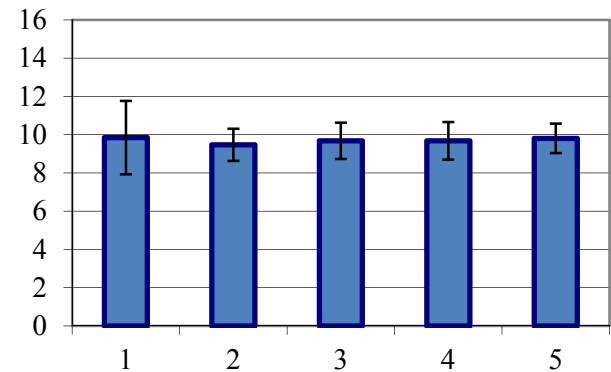


Fig. 6 Effect of THI₁ on concentration ($\times 10^6$)

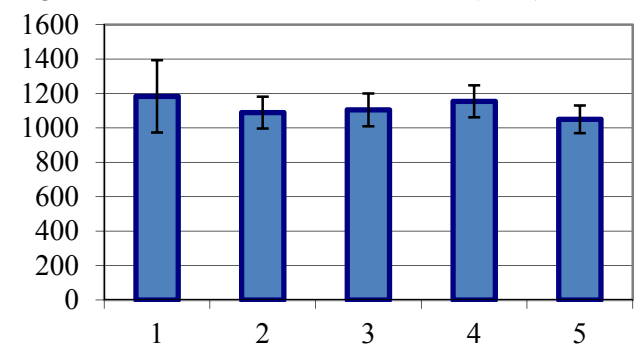
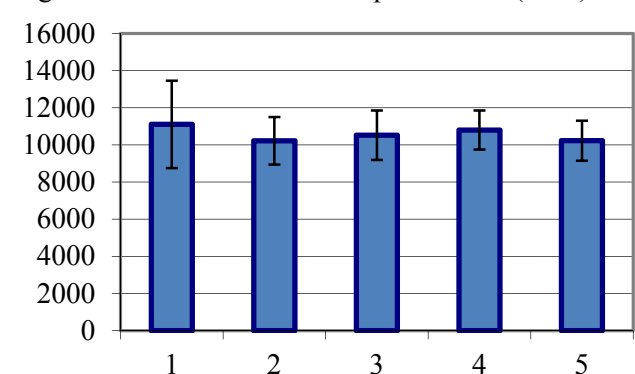


Fig. 7 Effect of THI₁ on total sperm count ($\times 10^6$)



Conclusion

According our results, the class of age has a significant influence on the observed parameters of the bovine semen. Oldest bulls have highest volume of ejaculate and total sperm count. In case of sperm concentration, the class of age 2 shows highest values. All these differences were statistically high significant ($P < 0.01$). In case of THI₁, no significant effect on the monitoring parameters was observed. This facts could be caused by mild climate without extreme values of daily temperature and humidity.

Tab. 4 Effect of THI₁ on the bovine semen production

Efekt	n	Ejaculate volume (ml)		Sperm concentration (×10 ⁶ spermatozoa/ml)		Total sperm count (×10 ⁶ spermatozoa/ml)		
		Mean	Std.	Mean	Std.	Mean	Std.	
THI ₁	1	17	9.85	3.74	1183.12	408.98	11106.50	4569.91
	2	59	9.47	3.24	1088.58	354.61	10224.38	4916.00
	3	57	9.68	3.54	1104.81	360.46	10526.61	5015.41
	4	40	9.68	3.06	1154.45	290.04	10802.93	3285.99
	5	59	9.81	2.98	1050.00	308.70	10228.31	4128.48

Acknowledgement

The research was financially supported by Internal Grant Agency Faculty of Agronomy, MENDELU TP 5/2014.

References:

- [1] Kvapilík J, Růžička Z, Bucek P, et al., Ročenka - Chov skotu v České republice; Hlavní výsledky a ukazatele za rok 2013, Praha: Českomoravská společnost chovatelů, a.s., p. 96, 2014.
- [2] Brito LFC, Silva AEDF, Rodrigues LH, Vieira FV, Deragon LAG, Kastelic JP, „Effects of environmental factors, age and genotype on sperm production and semen quality in Bos indicus and Bos taurus AI bulls in Brazil,“ *Animal reproduction science*, č. 70, 2012, pp. 181-190.
- [3] Johnston JE, Naelapaa H, Frey JB, „Physiological responses of Holstein, Brown Swiss and Red Sindhi,“ *Journal of Animal Science*, č. 22, 1963, pp. 432-436.
- [4] Dikmen S, Hansen PJ, „Is the temperature-humidity index the best indicator of heat stress in lactating dairy cows in a subtropical environment?,“ *Journal of Dairy Science*, sv. 92, č. 1, 2009, pp. 109-116.
- [5] Thorn EC, „The discomfort index,“ *Weatherwise*, sv. 12, 1959, pp. 57-59.
- [6] Vilakazi DM, Webb EC, „Effect of age and season on sperm morphology of Friesland bulls at an artificial insemination centre in South Africa,“ *South African Journal of Animal Science*, sv. 34, č. 1, 2004, pp. 62-69.
- [7] Mader TL, Davis M S, Brown-Brandl T, „Environmental factor influencing heat stress in feedlot cattle,“ *Journal of Animal Science*, sv. 84, 2006, pp. 712-719.
- [8] SAS, *The GLM Procedure, Procedure Corr.*, SAS/STAT Software. SAS Institute Inc., 2005.
- [9] Mathevon M, Dekkers JCM, Buhr MM, „Environmental, management, and genetic factors affecting semen production in Holstein bulls,“ *Journal of Dairy Science*, sv. 81, 1998, pp. 3321 - 3330.
- [10] Fuerst - Waltl B, Schwarzenbacher H, Perner Ch, Sölkner J, „Effects of age and environmental factors on semen production and semen quality of Austrian Simmental bulls,“ *Animal Reproduction Science*, sv. 95, 1995, pp. 27 - 37.
- [11] Mathevon M, Dekkers JCM, Buhr MM, „Environment, management and genetic factors affecting semen production in French Montbéliard bull,“ *Livestock Production Science*, sv. 55, 1998, pp. 65-77.
- [12] Salah MS, El-Nouty FD, Al-Hajri MR, Mogawer HH, „Effect of season on seminal characteristics of Holstein bull under semi-arid environment biophysical characteristics,“ *AJAS*, sv. 5, č. 3, 1992, pp. 439-447.